

# CSA certified triaxial accelerometer

## 993B-7-33

### SPECIFICATIONS

Sensitivity, $\pm 10\%$ , 25°C	100 mV/g
Acceleration range	40 g peak
Amplitude nonlinearity	1%
Frequency response: Z axis, $\pm 3$ dB	2 - 10,000 Hz
X and Y axes, $\pm 3$ dB	2 - 7,000 Hz
Transverse sensitivity, max	7% of axial
Power requirement:	
Voltage source	18 - 30 VDC
Current regulating diode	2 - 5 mA
Electrical noise, equiv. g, nominal:	
Broadband 2.5 Hz to 25 kHz	160 $\mu$ g
Spectral 10 Hz	10 $\mu$ g/ $\sqrt{\text{Hz}}$
100 Hz	1.4 $\mu$ g/ $\sqrt{\text{Hz}}$
1,000 Hz	1.0 $\mu$ g/ $\sqrt{\text{Hz}}$
Output impedance, max	400 $\Omega$
Bias output voltage, nominal	11 VDC
Grounding	case isolated, internally shielded
Turn-on time	<1 sec
Temperature range	-50° to +120°C
Vibration limit	500 g peak
Shock limit	5,000 g peak
Electromagnetic sensitivity, equiv. g	100 $\mu$ g/gauss
Sealing	hermetic
Base strain sensitivity, max	0.0005 g/ $\mu$ strain
Hydrostatic pressure, max	100 psi
Weight (excluding cable)	134 grams
Case material	316L stainless steel
Mounting <sup>1</sup>	1/4-28 captive screw
Cable	integral, 16 ft., gray, 3 pair, individually shielded

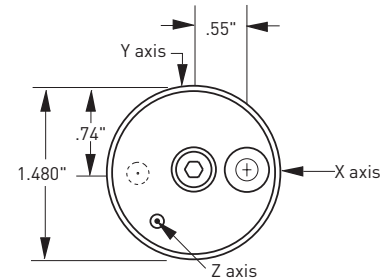
Notes: <sup>1</sup> Options: 10-32 captive screw; M6-1 captive screw; cable length and connectors.

Accessories supplied: 1/4-28 captive screw; calibration data

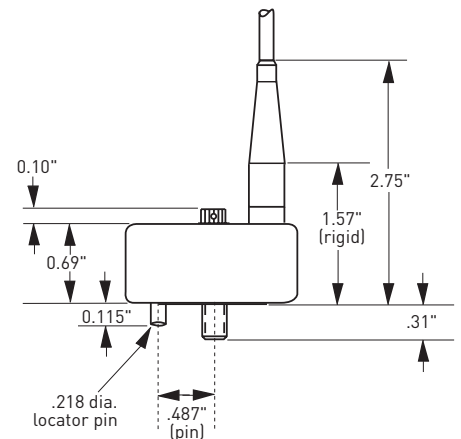


### Key features

- Hazardous area certified - intrinsically safe
- Manufactured in ISO 9001 facility

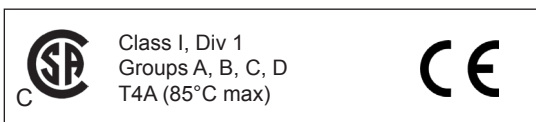


Top view



Side view

### Certifications



Connections	
Function	Cable conductor color
X axis, power/signal	green
Y axis, power/signal	red
Z axis, power/signal	white
common (all channels)	black
N/C	shield

Note: Due to continuous process improvement, specifications are subject to change without notice. This document is cleared for public release.