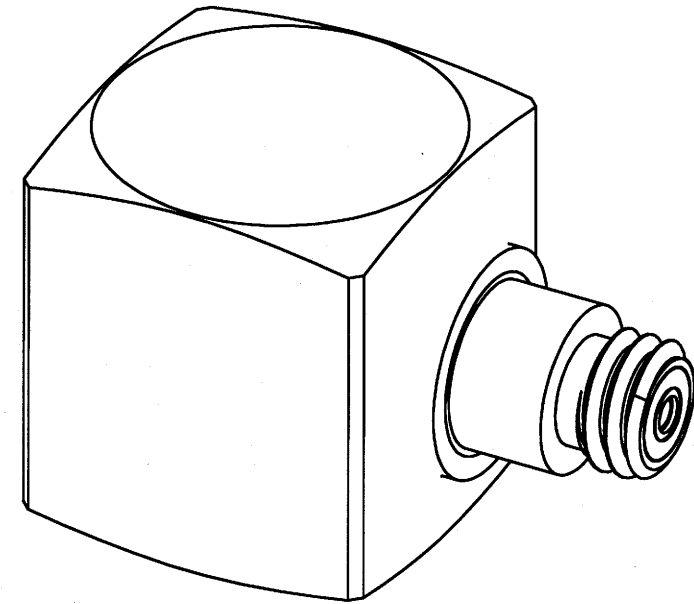
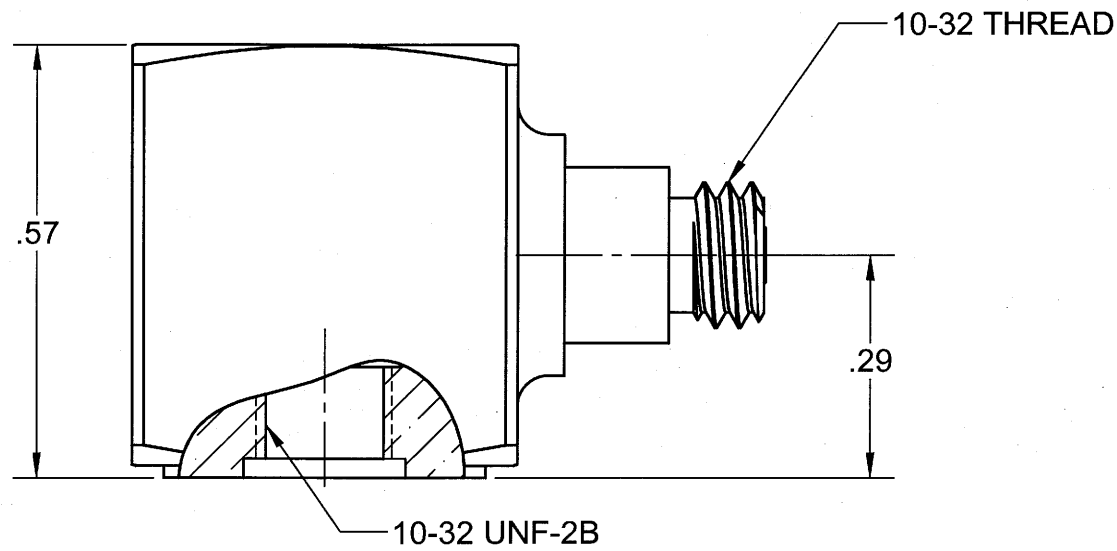
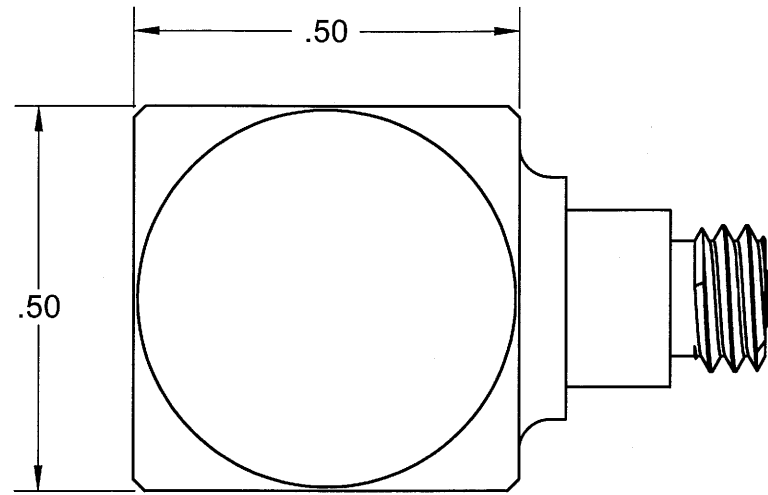
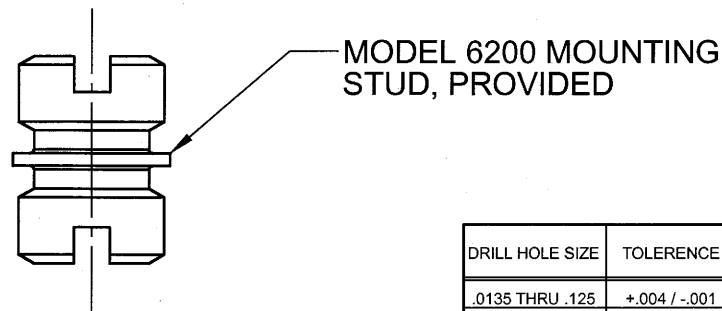


REVISIONS

REV.	ECN	DESCRIPTION	BY/DATE	CHK	APPR
A	4999	INITIAL RELEASE	JS 01/15/08	PA	PML



MODEL NO	REV	DATE	SENS
3214A1T	A	1/15/2008	10mV/g
3214A2T	A	1/15/2008	100mV/g
3214A3T	A	1/15/2008	500mV/g



DRILL HOLE SIZE	TOLERANCE	UNLESS OTHERWISE SPECIFIED: INTERPRET DIM & TOL PER ASME Y14.5M - 1994. REMOVE BURRS. COUNTERSINK INTERNAL THDS 90° TO MAJOR DIA. CHAM EXT THDS 45° TO MINOR DIA. THD LENGTHS AND DEPTHS ARE FOR MIN FULL THDS. THDS PER MIL-S-7742. DIMENSIONS APPLY AFTER FINISHING ALL MACHINED SURFACES. TOTAL RUNOUT WITHIN .005. BREAK SHARP EDGES .005 TO .010. MACHINED FILLET RADII .005 TO .015. WELDING SYMBOLS PER AWS A2.4. ABBREVIATIONS PER MIL-STD-12.
.0135 THRU .125	+ .004 / - .001	
.1260 THRU .250	+ .005 / - .001	
.2510 THRU .500	+ .006 / - .001	
.5010 THRU .750	+ .008 / - .001	
.7510 THRU 1.000	+ .010 / - .001	
1.001 THRU 2.000	+ .012 / - .001	

THIRD ANGLE PROJECTION  
USA

UNLESS OTHERWISE SPECIFIED:  
DIMENSIONS ARE IN INCHES.  
TOLERANCES ARE:  
DECIMALS .XX ± .010  
.XXX ± .005  
ANGLES ± 1°

CONTRACT NO.

APPROVALS DATE

ORIG JS 01/15/08  
CHK PA 1/15/08

MATERIAL:  
Ti 6Al-4V

FINISH:

APP PML 1/18/08  
APP PML 1/18/08

DO NOT SCALE DRAWING



MASTER ONLY IF IN RED

TITLE: **OUTLINE DRAWING  
MODEL 3214AT**

SIZE B CAGE CODE 2W033 DWG NO 127-3214AT REV A

SCALE: 2:1 SOLIDWORKS SHEET 1 of 1



**SPECIFICATIONS**  
**MODEL SERIES 3214AT IEPE ACCELEROMETERS WITH TEDS**

SPECIFICATION	VALUE			UNITS
<b>PHYSICAL</b>				
WEIGHT	11			grams
SIZE, SQUARE x HEIGHT	.50 x 0.57			inches
MOUNTING PROVISION	10-32 X .150 DEEP TAPPED HOLE			
CONNECTOR, SIDE MOUNTED	10-32 Coaxial			
MATERIAL, BASE, CAP & CONNECTOR	TITANIUM			
SEISMIC ELEMENT TYPE	CERAMIC, PLANAR SHEAR			
		<b>MODELS</b>		
	<b>3214A1T</b>	<b>3214A2T</b>	<b>3214A3T</b>	
<b>PERFORMANCE</b>				
SENSITIVITY, ± 5% [1]	10	100	500	mV/g
RANGE F.S. FOR ± 5 VOLTS OUTPUT	± 500	±50	±10	g's
FREQUENCY RANGE, ± 5% (all models)		1 to 10,000		Hz
RESONANT FREQUENCY (all models)		>35		kHz
EQUIVALENT ELECTRICAL NOISE	.007	.0007	.0002	grms
LINEARITY [2] (all models)		±2		% F.S.
TRANSVERSE SENSITIVITY, MAX. (All models)		5		%
BASE STRAIN SENSITIVITY		0.0028		g's/μσ
	<b>3214A1T</b>	<b>3214A2T</b>	<b>3214A3T</b>	
<b>ENVIRONMENTAL</b>				
MAXIMUM VIBRATION/SHOCK	600/5000	400/5000	200/5000	± gpk
TEMPERATURE RANGE, operation	-60 to +250	-60 to +225	-60 to +180	°F
TEMPERATURE RANGE, TEDS operation	-40 to +185	-40 to +185	-40 to +185	°F
SEAL, HERMETIC		Glass-to-metal/welded		
COEFFICIENT OF THERMAL SENSITIVITY		.06		%/°F
<b>ELECTRICAL</b>				
SUPPLY CURRENT [3]		2 to 20		mA
COMPLIANCE VOLTAGE RANGE		18 to +30		Volts
OUTPUT IMPEDANCE, TYP.		100		Ω
BIAS VOLTAGE		+11 to +13		VDC
DISCHARGE TIME CONSTANT		0.5 – 1.2		Sec
OUTPUT SIGNAL POLARITY		Positive		
FOR ACCELERATION TOWARD TOP				
ELECTRICAL ISOLATION		case grounded		
IEPE SENSOR WITH TEDS FEATURE		PER IEEE 1451.4		

**Accessories supplied:** (1) Model 6200 mounting stud.

[1] Measured at 100 Hz, 1 grms per ISA RP 37.2.

[2] Measured using zero-based best straight line method, % of F.S. or any lesser range.

[3] Do not apply power to this device without current limiting, 20 mA MAX. To do so will destroy the integral IC amplifier.