



DEWE2

Modular Data Acquisition Systems



TRION™

Series Modules

NEW
DEWE2

Dedicated Instruments

Instruments

Front-ends

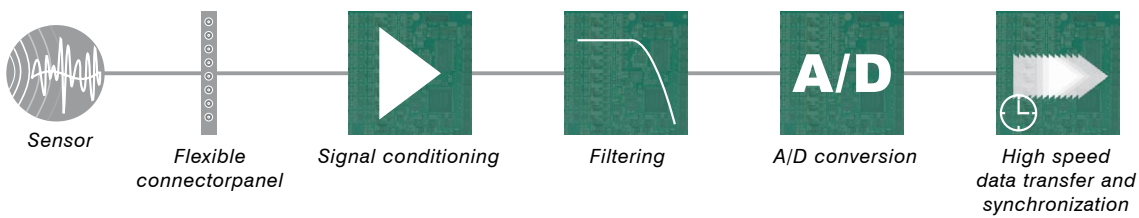

Signal Conditioning

Components

Software

System Architecture

Data Acquisition Module



User exchangeable TRION™ modules

- Binary / counter / timer modules
- Bus interface modules
- Analog signal conditioning modules
- Timing / sync modules

Housing and Storage + Controlling and Analysis



Wide range of housings

- DEWE2-A series
All-in-one
- DEWE2-M series
Mainframes
- DEWE2-F series
Front-Ends

One software for all

- easy-to-use
- full hardware control
- powerful online or offline data processing
- attractive online displays
- fast data analysis
- post processing and/or export to many file formats
- simple reports

A-series

All-in-one instruments

Most compact, includes powerful i7 computer, brilliant display and keyboard, touchpad.

Most convenient for all mobile applications like inspecting facilities, rotating machines, test stands, power generators, electrical machines, buildings, vehicles, aircrafts, trains, and anything else.




M-series

Mainframes

Like the A-series but without display; keyboard and pointing device are included loose.

Very popular for applications where the instrument is installed in a poorly visible place for the user (e.g. in a car the instrument is often installed in the leg area of the passenger seat but the driver needs to see the screen) or laboratory applications and test rigs.




F-series

Front-ends

F-series units don't have a built-in computer but supply measurement data over a robust high-speed PCI Express bus. Multiple units can be daisy-chained.

One popular application is to use F-series devices with a laptop computer for mobile applications.

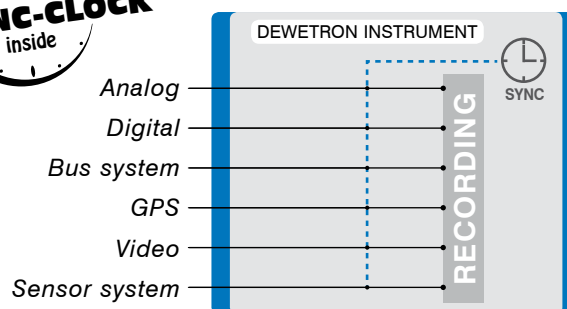
The second use of F-series devices is to expand A or M series instruments.



SYNC-CLOCK™ technology

DEWETRONs unique SYNC-CLOCK™ technology ensures synchronized recording of

- Analog signals like acceleration, temperature, strain, pressure, force, voltage, etc.
- Digital signals like static, counters, encoders
- Bus systems like CAN-bus, FlexRay™, XCP
- GPS
- Video cameras (hardware synchronized)
- Major sensor systems like Kistler RoaDyn® 2000 wheel force transducers or GeneSys ADMA INS/GPS system



Your advantage:

SYNC-CLOCK™ enables **reduction of editing and analysis times by up to 50 %.**

At the same time, the quality of the analysis results can be improved by a factor of 5 – 10.

User exchangeable modules

Enjoy maximum flexibility

- Mix any TRION™ modules to perfectly match your sensor setup
- Use isolated inputs and differential inputs at the same time
- Use modules of different sampling speed and resolution in one chassis
- Add modules at any time; analog, digital, CAN, time code, sync, etc.
- Reconfigure your DEWE2 system in minutes by changing TRION™ modules




Your advantage:

Enables optimal utilization of your DEWE2 instrument

Secures your investment

Input connectors to match your sensors

- All TRION™ modules have a factory-exchangeable connector panel
- Some types of TRION™ modules are already available with different input connectors
- Customized connector panels can be offered to match your sensors



Your advantage:

Your sensors can keep their cables and can still be used with existing systems

Saves a lot of money when the quantity of sensors is high


High channel density

- The basic consideration for DEWE2 chassis is a height of 4 U (~177 mm or ~7 in.)
- TRION™ modules are made for optimal utilization of that space
- The size of input connectors limits the channel count per module
- A single 4 U chassis can hold up to 144 analog inputs
- Systems are scalable from six to thousands of channels

Your advantage:

The small size and the low weight of portable systems enable simple and cheap transportation

In high channel-count applications more than 1000 channels can be fitted into a single 19" cabinet



Self test and calibration port

- Most TRION™ modules offer self-test functionality
- A calibration port is available for efficient calibration of high channel-count systems
- Sensors don't need to be disconnected during calibration

Your advantage:

Confidence in measurement results, robust high-quality data are ensured

Significant time savings at calibration of high channel-count systems



SuperCounter™

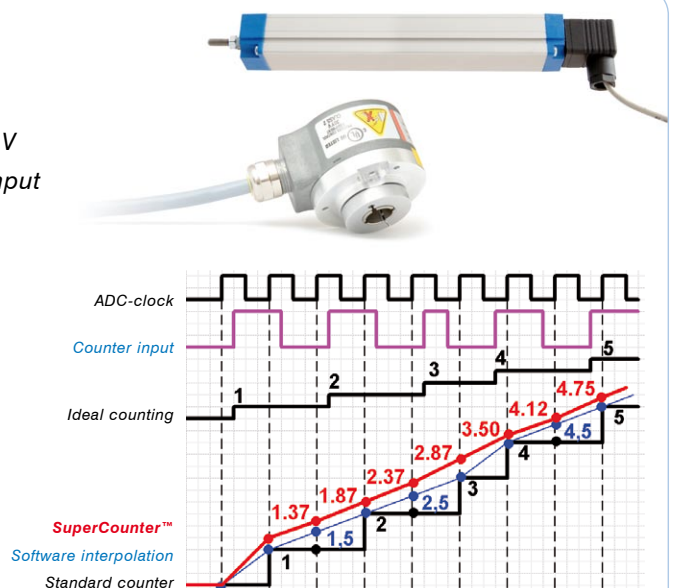
- Perfectly synchronized to analog and all other inputs
- Accepts any signal wave form, trigger level from 0 to 50 V
- 3 modes: event counting, waveform timing and sensor input

Counter/encoder inputs of TRION™ modules are phase synchronized. Referring to the diagram, you can see that a standard counter is always a sample behind. With software interpolation you can get closer, but only DEWETRONs advanced technology is both, fully phase AND amplitude corrected.

Your advantage:

Efficiency: no sensor output-signal adaption required, single cable connection including power supply

Reduction of analysis time due to synchronized recording



Demand for greater accuracy?

Highest precision ever

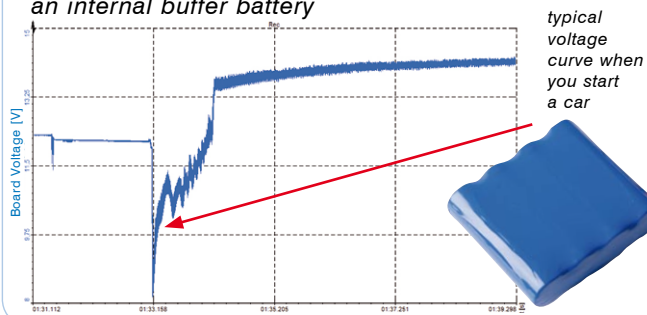
TRION™ series modules easily take it on with all similar products on the market



Voltage drops disturb your measurement?

Internal buffer battery


Supply voltage drops up to 10 minutes are bridged by an internal buffer battery



Have had enough of ground loops?

Isolated power supply

Maximum safety
No interference between instrument and test object



Need more battery time?

Fully battery powered

Hot-swappable batteries for continuous operation without an external power source for hours.



What's most valuable?

Your data

We protect your critical data by using most reliable SLC solid state disks only (no consumer SSD!)



Safety of classified data?

Removable hard disk / SSD

The perfect way to protect your data, and also to work easily within classified data environments.



Concerned about vibrations?

High shock and vibration rating

DEWE2 instruments are tested for high shock and vibration resistance according international standards



Respectful of system restore?

Recovery inside

An internal dedicated SATA SSD drive stores the factory settings at time of shipment. Total recovery is possible quickly, everywhere at any time and without any external media



SYNC it all!

To create high channel count systems or for distributed measurements DEWE2 instruments support multiple synchronization options. A special feature is the perfectly hardware synchronized video acquisition since also for data analysis the slogan "a picture is worth a thousand words" is true.




Synchronization of multiple DEWE2 systems via Sync-cable

Sync via TRION™ modules

To use TRION-BASE or TRION-TIMING modules for synchronization of multiple units is the most convenient and easiest way.


Example:

Two instruments synchronized via TRION-BASE modules (multiple units possible)



User installation possible

Example: Three instruments synchronized via TRION-TIMING modules (multiple units possible)

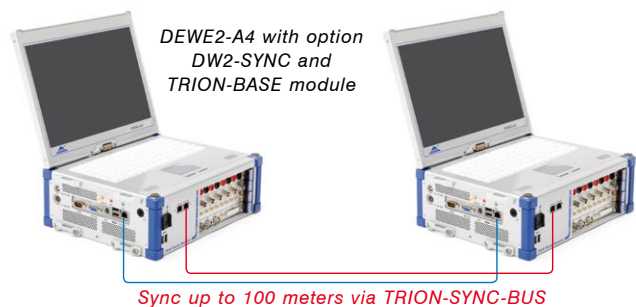


Sync via chassis options

These options do not block a module slot but need to be factory installed at time of initial order.

Two instruments synchronized via DW2-SYNC option.

Factory installation only



Synchronization to GPS or IRIG time-code

There are 2 ways how to synchronize DEWE2 instruments very accurately to absolute time. Both, GPS time and IRIG time, enable execution of synchronized distributed measurements over unlimited distances. Each instrument (or array of instruments) must be connected to the time-code via a TRION-TIMING module.

IRIG

Two instruments synchronized to absolute IRIG time



GPS

Two instruments synchronized via GPS



VIDEO-SYNC

Hardware synchronized video of up to 200 frames per second (camera clocked by DEWE2 instrument): accurate per sample, no delay

Software synchronized low-cost video (USB or PAL/NTSC cameras): optimized low latency, known delay of USB camera can be compensated

High speed video up to 500 000 frames per second: online sync for Photron cameras, post-sync for any high-speed .avi file.

DEWE2-A4 with option DW2-FIREWIRE-1 and TRION-BASE module



FireWire connection up to 5 meters

DEWE2 All-In-One Instruments



	DEWE2-A4	DEWE2-A7	DEWE2-A13
Slots for TRION™ acquisition modules	4	7	13
Dynamic channel expansion	Ethernet	Ethernet	Ethernet
Quasi-static channel expansion	EPAD2 CPAD2 via TRION-CAN	EPAD2 CPAD2 via TRION-CAN	EPAD2 CPAD2 via TRION-CAN
Data storage ¹⁾			
Technology	Removable Solid State Disk (SLC type)	Hard disk	Hard disk
Capacity	32 GB (up to 256 GB)	1 TB	1 TB
Typ. duration of recording (16 ch. / 10 kS/s/ch. / 16 bit)	1 day	35 days	35 days
Gap free storing rate ²⁾	Typ. 40 MB/s	Typ. 90 MB/s	Typ. 90 MB/s
Main system ¹⁾			
Display	13" (1280 x 800)	17" (1920 x 1080)	17" (1920 x 1080)
Processor	Intel® Core™ i7	Intel® Core™ i7	Intel® Core™ i7
Power supply			
Standard	9 to 36 V _{DC} (isolated); incl. external AC power supply	95 to 260 V _{AC}	95 to 260 V _{AC}
Optional	add internal buffer battery for ~ 10 min. operation and/or DW2-UPS-150-DC (ext. battery pack)	Battery powered, 3 battery slots ³⁾ , 3 batt. for ~2 hours operation included, incl. external AC power supply, optional external DC power supply	Battery powered, 3 battery slots ³⁾ , 3 batt. for ~2 hours operation included, incl. external AC power supply, optional external DC power supply
Environmental			
Operating temperature	0 to +50 °C, down to -20 °C with prewarmed unit	0 to +50 °C, down to -20 °C with prewarmed unit	0 to +50 °C, down to -20 °C with prewarmed unit
Storage temperature	-20 to +70 °C	-20 to +70 °C	-20 to +70 °C
Humidity	10 to 80 % non cond., 5 to 95 % rel. humidity	10 to 80 % non cond., 5 to 95 % rel. humidity	10 to 80 % non cond., 5 to 95 % rel. humidity
Sine vibration (EN 60068-2-6)	20 m/s ²	20 m/s ²	20 m/s ²
Shock (EN 60028-2-27)	30 g	15 g	15 g
Random vibration (EN 60721-3-2)	Class 2M3	Class 2M2	Class 2M2
Dimensions			
Dimensions (W x D x H) (without handle)	318 x 253 x 128 mm (12.5 x 10 x 5 in.)	450 x 246 x 303 mm (17.7 x 9.7 x 11.9 in.)	450 x 246 x 303 mm (17.7 x 9.7 x 11.9 in.)
Weight without TRION™ modules	Typ. 5.9 kg (13 lb.)	Typ. 14 kg (31 lb.)	Typ. 15 kg (33 lb.)
<small>¹⁾ Please find current specifications in the latest price list ²⁾ Depending on configuration (performance is different if e.g. Video data are involved and 2 or more files are written in parallel) ³⁾ Weight of one battery: 660 g (1.45 lb.)</small>			



DEWE2-A4 with
Removable Solid State Disk



DEWE2-A7



DEWE2-A13



DW2-UPS-150-DC
The hot-swappable
batteries guarantee
continuous operation with-
out an external power source.


DEWE2 Front End



	DEWE2-F4s	DEWE2-F7s	DEWE2-F13s	DEWE2-F18
Slots for TRION™ acquisition modules	4	7	13	18
Main system ¹⁾				
Main frame bandwidth	120 MB/sec	120 MB/sec	120 MB/sec	120 MB/sec
Upstream interface (to host)	PCI Express X1	PCI Express X1	PCI Express X1	PCI Express X1
Downstream interface	-	optional	optional	PCI Express X1
Host PC interface	Express card 34, 1 m cable (optional 3 m or 7 m) optional PCI Express X1 card			
Power supply Standard	100 to 240 V _{AC}	100 to 240 V _{AC}	100 to 240 V _{AC}	95 to 260 V _{AC}
Optional power supply	9..36 V _{DC} isolated, optional with buffer battery for ~ 10 min.	9..36 V _{DC} isolated, optional with buffer battery for ~ 10 min.	Redundant AC power supply	Redundant AC power supply
Dimensions (W x D x H)	177 x 230 x 177mm (4 u) (7 x 9.1 x 7 in.) without feet	258 x 230 x 177 mm (4 u) (10.2 x 9.1 x 7 in.) without feet	441 x 230 x 177 mm (4 u) (17.4 x 9.1 x 7 in.) without feet	441 x 427 x 177 mm (4 u) (17.4 x 16.8 x 7 in.) without feet
Weight	Typ. 3.9 kg (8.6 lb.)	Typ. 4.9 kg (10.8 lb.)	Typ. 8 kg (17.6 lb.)	typ. 12.0 kg (26.4 lb.)
Environmental specifications				
Operating temperature	0 to +50 °C, down to -20 °C with prewarmed unit	0 to +50 °C, down to -20 °C with prewarmed unit	0 to +50 °C, down to -20 °C with prewarmed unit	0 to +50 °C, down to -20 °C with prewarmed unit
Storage temperature	-20 to +70 °C	-20 to +70 °C	-20 to +70 °C	-20 to +70 °C
Humidity	10 to 80 % non cond., 5 to 95 % rel. humidity	10 to 80 % non cond., 5 to 95 % rel. humidity	10 to 80 % non cond., 5 to 95 % rel. humidity	10 to 80 % non cond., 5 to 95 % rel. humidity
Sine vibration (EN 60068-2-6)	20 m/s ²	20 m/s ²	20 m/s ²	20 m/s ²
Shock (EN 60028-2-27)	30 g	30 g	15 g	15 g
Random vibration (EN 60721-3-2)	Class 2M3	Class 2M3	Class 2M2	Class 2M2

¹⁾ Please find current specifications in the latest price list

DEWE2-F4s



PCIe connection up to 7 meters

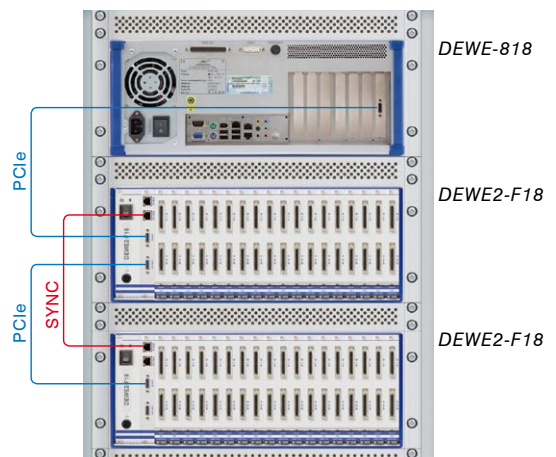
DEWE2-A4 with option
DW2-LINK-PCIE-1-S



TRION-SYNC-bus

PCIe connection up to 7 meters

DEWE2-F7s with option
DW2-LINK-PCIE-2-S




DEWE2 Mainframes



	DEWE2-M4	DEWE2-M4s
Slots for TRION™ acquisition modules	4	4
Dynamic channel expansion	Ethernet	Ethernet
Quasi-static channel expansion	EPAD2 CPAD2 via TRION-CAN	EPAD2 CPAD2 via TRION-CAN
Data storage ¹⁾		
Technology	Solid State Disk (SLC type)	Removable Solid State Disk (SLC type)
Capacity	32 GB (up to 256 GB)	32 GB (up to 256 GB)
Typ. duration of recording (16 ch. / 10 kS/s/ch. / 16 bit)	1 day	1 day
Gap free storing rate ²⁾	Typ. 40 MB/s	Typ. 40 MB/s
Main system ¹⁾		
Display	no display MOB-DISP-12-A recommended	no display MOB-DISP-12-A recommended
Processor	Intel® Core™ i7	Intel® Core™ i7
Power supply		
Standard	9 to 36 V _{DC} (isolated); incl. external AC power supply	9 to 36 V _{DC} (isolated); incl. external AC power supply
Optional	add internal buffer battery for ~ 10 min. operation and/or DW2-UPS-150-DC (ext. battery pack)	add internal buffer battery for ~ 10 min. operation
Environmental		
Operating temperature	0 to +50 °C, down to -20 °C with prewarmed unit	0 to +50 °C, down to -20 °C with prewarmed unit
Storage temperature	-20 to +70 °C	-20 to +70 °C
Humidity	10 to 80 % non cond., 5 to 95 % rel. humidity	10 to 80 % non cond., 5 to 95 % rel. humidity
Sine vibration (EN 60068-2-6)	20 m/s ²	20 m/s ²
Shock (EN 60028-2-27)	30 g	30 g
Random vibration (EN 60721-3-2)	Class 2M3	Class 2M3
Dimensions		
Dimensions (W x D x H) (without handle)	318 x 253 x 108 mm (12.5 x 10 x 4.3 in.)	177 x 230 x 177 mm (4 u) (7 x .9.1 x 7 in.) without feet
Weight without TRION™ modules	Typ. 3.9 kg (8.6 lb.)	Typ. 3.9 kg (8.6 lb.)
¹⁾ Please find current specifications in the latest price list		
²⁾ Depending on configuration (performance is different if e.g. Video data are involved and 2 or more files are written in parallel)		
³⁾ Weight of one battery: 660 g (1.45 lb.)		



DEWE2-M13



The hot-swappable batteries guarantee continuous operation without external power source



DEWE2-M7s	DEWE2-M13s	DEWE2-M13
7	13	13
Ethernet	Ethernet	Ethernet
EPAD2 CPAD2 via TRION-CAN	EPAD2 CPAD2 via TRION-CAN	EPAD2 CPAD2 via TRION-CAN
Solid State Disk (SLC type)	Solid State Disk (SLC type)	Hard disk (plus two 3.5" bays)
32 GB (up to 256 GB)	32 GB (up to 256 GB)	1 TB
1 day	1 day	35 days
Typ. 40 MB/s	Typ. 40 MB/s	Typ. 80 MB/s
no display MOB-DISP-12-A recommended	no display MOB-DISP-12-A recommended	no display
Intel® Core™ i7	Intel® Core™ i7	Intel® Core™ i7
9 to 36 V _{DC} (isolated); incl. external AC power supply	9 to 36 V _{DC} (isolated); incl. external AC power supply	95 to 260 V _{AC}
add internal buffer battery for ~ 10 min. operation	add internal buffer battery for ~ 10 min. operation	Redundant AC power supply
0 to +50 °C, down to -20 °C with prewarmed unit	0 to +50 °C, down to -20 °C with prewarmed unit	0 to +50 °C, down to -20 °C with prewarmed unit
-20 to +70 °C	-20 to +70 °C	-20 to +70 °C
10 to 80 % non cond., 5 to 95 % rel. humidity	10 to 80 % non cond., 5 to 95 % rel. humidity	10 to 80 % non cond., 5 to 95 % rel. humidity
20 m/s ²	20 m/s ²	20 m/s ²
30 g	15 g	15 g
Class 2M3	Class 2M2	Class 2M2
258 x 230 x 177 mm (4 u) (10.2 x 9.1 x 7 in.) without feet	441 x 230 x 177 mm (4 u) (17.4 x 9.1 x 7 in.) without feet	441 x 427 x 177 mm (4 u) (17.4 x 16.8 x 7 in.) without feet
Typ. 4.9 kg (10.8 lb.)	Typ. 13.0 kg (28.6 lb.)	Typ. 13.0 kg (28.6 lb.)



DEWE2-M13-MK
19" mounting kit for the
DEWE2-M13 series, 4U

MOB-DISP-12-A
Very rugged
external display



DEWE2-A4 / M4

- 4 slots for TRION™ series modules
- Isolated wide range DC power supply
- Optional internal buffer battery for ~10 minutes
- Fully battery-powered by stackable battery pack
- Removable solid state disk
- Powerful Intel® Core™ i7 processor




	DEWE2-A4	DEWE2-M4
Slots for TRION™ modules	4	
Dynamic channel expansion	Ethernet	
Quasi-static channel expansion	EPAD2 CPAD2 via TRION-CAN	
Main system ¹⁾		
Data storage	removable 32 GB solid state disk (SLC type) optional up to 256 GB	
Gap free storing rate	Typ. 40 MB/s ²⁾	
Power supply standard	isolated 9 to 36 V _{DC} , external AC power supply adapter included	
Power supply optional	add internal buffer battery for ~10 minutes	
Display	13" TFT display, 1280 x 800	no display
Processor	Intel® Core™ i7	
RAM	4 GB	
Ethernet	1x 1 Gbit Ethernet optional 2 additional 1 Gbit Ethernet (replaces WLAN and Audio)	
Wireless LAN	1 antenna, 802.11n standard	
USB interfaces	4	
RS-232 interface	1	
FireWire® interface	optional (replaces WLAN and Audio)	
Keyboard/pointing device	84 keys keyboard and touchpad integrated	external keyboard and mouse included
Operating system	Microsoft® WINDOWS® 7	
Dimensions (W x D x H)	317 x 252 x 128 mm (12.5 x 9.9 x 5 in.)	317 x 252 x 108 mm (12.5 x 9.9 x 4.3 in.)
Weight without TRION™ modules	Typ. 5.9 kg (13 lb.)	Typ. 3.9 kg (8.6 lb.)
Power consumption without modules	Typ. 75 W	Typ. 60 W
Environmental specifications		
Operating temperature	0 to +50 °C, down to -20 °C with prewarmed unit	
Storage temperature	-20 to +70 °C	
Humidity	10 to 80 % non cond., 5 to 95 % rel. humidity	
Sine vibration (EN 60068-2-6)	Acceleration 20 m/s ² , Freq. 10 Hz - 150 Hz, Sweep 1 oct/min, 20 cycles	
Shock (EN 60028-2-27)	Acceleration 30 g, duration 11ms, pulse form half sine, 3 pumps/direction, 6 directions	
Random vibration (EN 60721-3-2)	Class 2M3 (spectral acceleration density 3 m ² /s ³ , frequency range 10 Hz-200 Hz, duration 30 min/direction)	
¹⁾ Please find current specifications in the latest price list		
²⁾ Depends on the system configuration		

Channel Expansion

DEWE2-A4 with two channel expansion chassis DEWE2-F7s



DEWE2-F7s with option DW2-LINK-PCIE-2-S






DEWE2-F7s with option DW2-LINK-PCIE-2-S



TRION-SYNC-bus
PCIe connection up to 7 meters

SYSTEM OPTIONS	
DW2-PS-DC-BUFFER	Internal battery for a DEWE2 system. Bridges outages of the supply voltage up to approx. 5 - 10 minutes
DW2-FIREWIRE-1	Adds a FireWire interface. Replaces WLAN and AUDIO interfaces. Can not be ordered at the same time with option DW2-LAN-2
DW2-LAN-2	Adds two additional 1 GBit LAN interfaces. Replaces the WLAN and AUDIO interfaces Can not be ordered at the same time with option DW2-FIREWIRE-1
FLEXRAY-INT-1	Adds one FLEXRAY interface. Changes removable SSD to fixed installed SSD.
DW2-LINK-PCIE-1-S	Adds 1 PCIe interface and 2 TRION-SYNC-BUS interfaces. Please order synchronization cable DW2-CBL-SYNC-xx separately
DW2-SYNC	Adds 2 TRION-SYNC-BUS interfaces. Please order synchronization cable DW2-CBL-SYNC-xx separately
DW2-CBL-SYNC-03	DEWE2 SYNC-cable with RJ45 plugs, 3 m
DW2-CBL-SYNC-07	DEWE2 SYNC-cable with RJ45 plugs, 7 m
UPGRADES	
SSD-32-64	upgrade of 32 GB flash disk to 64 GB flash disk
SSD-32-128	upgrade of 32 GB flash disk to 128 GB flash disk
SSD-32-256	upgrade of 32 GB flash disk to 256 GB flash disk



ACCESSORIES	
DW2-CBL-POW-B-2	Power supply cable 2 m to two male banana plugs
DW2-UPS-150-DC	External 130 W UPS and multi-battery charger with isolated 9 .. 36 V _{DC} input range 2 slots for BAT-95WH batteries, 2 batteries included Mechanically compatible with DEWE2-A4 / DEWE2-M4, cable set included
BAT-95WH	Lithium-Ion battery, 14.4 V, 95 Wh, max. 8 A
BAT-CHARGER-1	Desktop battery charger for 1 battery, incl. external AC adaptor
BAT-CHARGER-4	Desktop battery charger for 4 batteries, incl. external AC adaptor
DE-POWERBOX-12	Power distribution box with 12 connectors for DC power with voltage meter Input via 5 m connection cable 2x 10 mm ² with 50 A fuse, terminated with 2 ring tongues, 2nd input for a buffer battery (from customer) to achieve UPS function



DEWE2-A7 / A13


- 7 / 13 slots for TRION™ series modules
- Powerful Intel® Core™ i7 processor
- Brilliant 17" full-HD display
- Optional fully battery powered




	DEWE2-A7	DEWE2-A13
Slots for TRION™ modules	7	13
Dynamic channel expansion	Ethernet	
Quasi-static channel expansion	EPAD2 CPAD2 via TRION-CAN	
Main system ¹⁾		
Data storage	1 TB	
Gap free storing rate	Typ. 90 MB/s ²⁾	
Power supply standard	95 to 260 V _{AC}	
Power supply optional	Battery powered, 3 battery slots ³⁾ , 3 batt. for ~2 hours operation included, incl. external AC power supply, optional external DC power supply	
Display	17" TFT display, 1920 x 1080	
Processor	Intel® Core™ i7	
RAM	4 GB	
Ethernet	2 x 1 Gbit Ethernet	
USB interfaces	7	
RS-232 interface	1	
Keyboard/pointing device	84 keys keyboard and touchpad integrated	
Operating system	Microsoft® WINDOWS® 7	
Dimensions (W x D x H)	450 x 246 x 303 mm (17.7 x 9.7 x 11.9 in.)	450 x 246 x 303 mm (17.7 x 9.7 x 11.9 in.)
Weight without TRION™ modules	Typ. 14 kg (31 lb.)	Typ. 15 kg (33 lb.)
Power consumption without modules	Typ. 120 W	Typ. 120 W
Environmental specifications		
Operating temperature	0 to +50 °C, down to -20 °C with prewarmed unit	
Storage temperature	-20 to +70 °C	
Humidity	10 to 80 % non cond., 5 to 95 % rel. humidity	
Sine vibration (EN 60068-2-6)	Acceleration 20 m/s ² , Freq. 10 Hz - 150 Hz, Sweep 1 oct/min, 20 cycles	
Shock (EN 60028-2-27)	Acceleration 15 g, duration 11ms, pulse form half sine, 3 pumps/direction, 6 directions	
Random vibration (EN 60721-3-2)	Class 2M2 (spectral acceleration density 1 m ² /s ³ , frequency range 10 Hz-200 Hz, duration 30 min/direction)	
¹⁾ Please find current specifications in the latest price list		
²⁾ Depends on the system configuration		
³⁾ Weight of one battery: 660 g (1.45 lb.)		

Channel Expansion

DEWE2-A7 with option
DW2-LINK-PCIE-1-S



DEWE2-F13s with option
DW2-LINK-PCIE-2-S



DEWE2-F7s with
TRION-TIMING module




PCle connection up to 7 meters

TRION-SYNC-bus


PCle connection up to 7 meters

TRION-SYNC-bus

SYSTEM OPTIONS	
DW2-A13-PS-BAT	Upgrade of DEWE2-A7/A13 instruments to battery power supply with UPS function 18 .. 24 VDC non-isolated input, incl. external AC adaptor 3 slots for hot-swappable batteries, 3 batteries for appr. 2 hours operation included
DW2-LINK-PCIE-1-S	Adds 1 PCIe interface and 2 TRION-SYNC-BUS interfaces. Please order synchronization cable DW2-CBL-SYNC-xx separately
FLEXRAY-INT-1	Adds one FLEXRAY interface to a DEWE2 system.
DW2-SYNC	Adds 2 TRION-SYNC-BUS interfaces. Please order synchronization cable DW2-CBL-SYNC-xx separately
DW2-CBL-SYNC-03	DEWE2 SYNC-cable with RJ45 plugs, 3 m
DW2-CBL-SYNC-07	DEWE2 SYNC-cable with RJ45 plugs, 7 m
UPGRADES	
HDD-1000-SSD-64	Upgrade to 64 GB flash disk (replaces 1 TB harddisk), no moving parts, max. data throughput 40 MB/s
HDD-1000-SSD-128	Upgrade to 128 GB flash disk (replaces 1 TB harddisk), no moving parts, max. data throughput 40 MB/s
HDD-1000-SSD-256	Upgrade to 256 GB flash disk (replaces 1 TB harddisk), no moving parts, max. data throughput 40 MB/s



DEWE2-A7



DEWE2-A13



DEWE2-A13 with DW2-A13-PS-BAT option

ACCESSORIES	
DW2-A13-CC	Shipping/carrying case for the DEWE2-A7 or DEWE2-A13 mainframe. Common-carrier rated, internal custom foam cut-out, high impact construction. Hasps for attaching padlocks, pull-out handle and wheels for easy transport
DEWE-DCDC-24-300-ISO	External power supply, input voltage 10 to 36 V _{DC} , output 24 V _{DC} 300 W
BAT-95WH	Lithium-Ion battery, 14.4 V, 95 Wh, max. 8 A
BAT-CHARGER-1	Desktop battery charger for 1 battery, incl. external AC adaptor
BAT-CHARGER-4	Desktop battery charger for 4 batteries, incl. external AC adaptor



Carrying bag



DEWE-DCDC-24-300-ISO



BAT-CHARGER-1



BAT-CHARGER-4



DW2-A13-CC
Shipping/carrying case

DEWE2-M4s / M7s / M13s

- 4/7/13 slots for TRION™ series modules
- All connections at the front
- Isolated wide range DC power supply
- Optional internal buffer battery for ~10 minutes
- Powerful Intel® Core™ i7 processor




	DEWE2-M4s	DEWE2-M7s	DEWE2-M13s
Slots for TRION™ modules	4	7	13
Dynamic channel expansion	Ethernet		
Quasi-static channel expansion	EPAD2 CPAD2 via TRION-CAN		
Main system ¹⁾			
Data storage	32 GB solid state disk (SLC type), optional up to 256 GB		
Gap free storing rate	Typ. 40 MB/s ²⁾		
Power supply	isolated 9 to 36 V _{DC} , external AC power supply adapter included optional internal UPS battery for ~10 minutes		
Display	no display, MOB-DISP-12-A recommended		
Processor	Intel® Core™ i7		
RAM	4 GB		
Ethernet	1x 1 Gbit Ethernet optional 2 additional 1 Gbit Ethernet (replaces WLAN and Audio)		
Wireless LAN	1 antenna, 802.11n standard		
USB interfaces	6		
RS-232 interface	1		
FireWire® interface	optional (replaces WLAN and Audio)		
Keyboard/pointing device	Keyboard and mouse included		
Operating system	Microsoft® WINDOWS® 7		
Dimensions (W x D x H) without feet	177 x 230 x 177 mm (4 u) (7 x 9.1 x 7 in.)	258 x 230 x 177 mm (4 u) (10.2 x 9.1 x 7 in.)	441 x 230 x 177 mm (4 u) (17.4 x 9.1 x 7 in.) without feet
Weight	Typ. 3.9 kg (8.6 lb.)	Typ. 4.9 kg (10.8 lb.)	Typ. 13 kg (28.6 lb.)
Power consumption without modules	Typ. 60 W	Typ. 60 W	Typ. 60 W
Environmental specifications			
Operating temperature	0 to +50 °C, down to -20 °C with prewarmed unit		
Storage temperature	-20 to +70 °C		
Humidity	10 to 80 % non cond., 5 to 95 % rel. humidity		
Sine vibration (EN 60068-2-6)	Acceleration 20 m/s ² , Freq. 10 Hz - 150 Hz, Sweep 1 oct/min, 20 cycles		
Shock (EN 60028-2-27)	Acceleration 30 g, duration 11ms, pulse form half sine, 3 pumps/direction, 6 directions		
Random vibration (EN 60721-3-2)	Class 2M3 (spectral acceleration density 3 m ² /s ³ , frequency range 10 Hz-200 Hz, duration 30 min/direction)		
¹⁾ Please find current specifications in the latest price list			
²⁾ Depends on the system configuration			

Channel Expansion

DEWE2-M7s with option
DW2-LINK-PCIE-1-S



DEWE2-F13s with option
DW2-LINK-PCIE-2-S



PCIe connection up to 7 meters (250 MB/s)

TRION-SYNC-bus


SYSTEM OPTIONS				
	M4s	M7s	M13s	
DW2-PS-DC-BUFFER	✓	✓	✓	Adds an internal battery and bridges outages of the supply voltage up to approx. 5 - 10 minutes No status information is supplied.
DW2-FIREWIRE-1	✓	✓	✓	Adds a FireWire interface. Replaces WLAN and AUDIO interfaces. Can not be ordered at the same time with option DW2-LAN-2
DW2-LAN-2	✓	✓	✓	Adds two additional 1 GBit LAN interfaces. Replaces the WLAN and AUDIO interfaces Can not be ordered at the same time with option DW2-FIREWIRE-1
DW2-LINK-PCIE-1-S		✓	✓	Adds 1 PCIe interface and 2 TRION-SYNC-BUS interfaces. Please order synchronization cable DW2-CBL-SYNC-xx separately
DW2-SYNC		✓	✓	Adds 2 TRION-SYNC-BUS interfaces. Please order synchronization cable DW2-CBL-SYNC-xx separately
DW2-CBL-SYNC-03		✓	✓	DEWE2 SYNC-cable with RJ45 plugs, 3 m
DW2-CBL-SYNC-07		✓	✓	DEWE2 SYNC-cable with RJ45 plugs, 7 m
UPGRADES				
SSD-32-64				upgrade of 32 GB flash disk to 64 GB flash disk
SSD-32-128				upgrade of 32 GB flash disk to 128 GB flash disk
SSD-32-256				upgrade of 32 GB flash disk to 256 GB flash disk



DW2-FIREWIRE-1
DEWE2-M4s with
FireWire® option



DW2-LAN-2
DEWE2-M4s with 2x
1 Gbit Ethernet option



DEWE2-M7s with option
DW2-LINK-PCIE-1-S

ACCESSORIES	
DW2-CBL-POW-B-2	Power supply cable 2 m to two male banana plugs. 2 male banana plugs to DC power supply input of DEWE2 system. Applicable to DEWE2-A4, DEWE2-M4, DEWE2-M4s, DEWE2-M7s and DEWE2-F4s / -F7s with option DW2-PS-DC
DW2-UPS-150-DC	External 130 W UPS and multi-battery charger with isolated 9 .. 36 V _{DC} input range. 2 slots for BAT-95WH batteries, 2 batteries included, cable set included. Longer cables for flexibe use of DW2-UPS-150-DC optionally available
DW2-UPS-150-DC-CBL-2	2 m RS-232 cable and DC power cable (terminated with Lemo FGJ.2B.303)
DEWE-UPS-300-DC	External 300 W UPS and multi-battery charger with isolated 10 .. 36 VDC input range for powering systems with wide range DC input, output of DEWE-UPS-300-DC is 12 .. 16 VDC when running from batteries and 24 VDC when powered from DC, 4 slots for BAT-95WH batteries, 2 batteries included
BAT-95WH	Lithium-Ion battery, 14.4 V, 95 Wh, max. 8 A
BAT-CHARGER-1	Desktop battery charger for 1 battery, incl. external AC adaptor
BAT-CHARGER-4	Desktop battery charger for 4 batteries, incl. external AC adaptor
DE-POWERBOX-12	Power distribution box with 12 connectors for DC power with voltage meter Input via 5 m connection cable 2x 10 mm ² with 50 A fuse, terminated with 2 ring tongues, 2nd input for a buffer battery (from customer) to achieve UPS function Outputs: 1x Lemo EGG.3B.302 socket, 1 pair of high-current banana sockets, 2 cigarette lighter sockets, 2x Lemo EGG.2B.302 sockets, 2x Lemo EGG.1B.302 sockets, 4 pairs of banana sockets



DW2-UPS-150-DC,
130 W UPS with 2 slots for batteries



BAT-CHARGER-1



BAT-CHARGER-4




DE-POWERBOX-12
DC Power distribution box



MOB-DISP-12
External display

DEWE2-M13


- 13 slots for TRION™ series modules
- Free PCI slots inside
- One internal hard disk and 2 bays for removable disks
- 19" rack-mountable or benchtop use



	DEWE2-M13
Slots for TRION™ modules	13
Dynamic channel expansion	Ethernet
Quasi-static channel expansion	EPAD2 CPAD2 via TRION-CAN
Main system ¹⁾	
Free PCI slots	5, half length
Data storage	1 TB hard disk 2 free 3.5" bays for further hard disks
Gap free storing rate	Typ. 80 MB/s ²⁾
Power supply	95 to 260 V _{AC}
Display	no display
Processor	Intel® Core™ i7
RAM	4 GB
Ethernet	2x 1 Gbit Ethernet
USB interfaces	8
FireWire® interface	optional
Keyboard/pointing device	external keyboard with touchpad
Operating system	Microsoft® WINDOWS® 7
Dimensions (W x D x H) without feet	441 x 427 x 177 mm (4 u) (17.4 x 16.8 x 7 in.)
Weight	Typ. 13.0 kg (28.6 lb.)
Power consumption without modules	Typ. 100 W
Environmental specifications	
Operating temperature	0 to +50 °C, down to -20 °C with prewarmed unit
Storage temperature	-20 to +70 °C
Humidity	10 to 80 % non cond., 5 to 95 % rel. humidity
Sine vibration (EN 60068-2-6)	Acceleration 20 m/s ² , Freq. 10 Hz - 150 Hz, Sweep 1 oct/min, 20 cycles
Shock (EN 60028-2-27)	Acceleration 15 g, pulse length 11ms, pulse form half sine, 3 moves/direction, 6 directions
Random vibration (EN 60721-3-2)	Class 2M2 (spectral acceleration density 1 m ² /s ³ , Frequency range 10 Hz-200 Hz, duration 30 min/direction)
¹⁾ Please find current specifications in the latest price list	
²⁾ Depends on the system configuration	

Channel Expansion

DEWE2-M13 with
TRION-TIMING module
and LINK-HOST-PCIE card



TRION-SYNC-bus

DEWE2-F18 with option
DW2-LINK-PCIE-2-S




PCIe connection up to 7 meters

SYSTEM OPTIONS	
DW2-PS-AC-RED	Redundant 115 / 230 VAC power supply for a DEWE2 system Applicable to DEWE2-M13, DEWE2-F13s and DEWE2-F18
DW2-M13-MK	19" mounting kit for the DEWE2-M13, 4U
FIREWIRE-1394	Adds a PCI Firewire IEEE-1394 card to your system. Requires one free half length PCI slot
UPGRADES	
HDD-1000-SSD-64	Upgrade to 64 GB flash disk (replaces 1 TB harddisk), no moving parts, max. data throughput 40 MB/s
HDD-1000-SSD-128	Upgrade to 128 GB flash disk (replaces 1 TB harddisk), no moving parts, max. data throughput 40 MB/s
HDD-1000-SSD-256	Upgrade to 256 GB flash disk (replaces 1 TB harddisk), no moving parts, max. data throughput 40 MB/s
DW2-M13-BAY35-SATA	3.5" SATA removable drive bay for 2.5" harddisk or 2.5" flash disk
HDD-SATA-750-2.5	750 GB SATA harddisk 2.5"
HDD-1000-SSD-256	Upgrade to 256 GB flash disk (replaces 1 TB harddisk), no moving parts, max. data throughput 40 MB/s




DEWE2-M13 with DW2-PS-AC-RED option



DEWE2-M13 with typical PCI slot configuration



DEWE2-M13 with 2x option DW2-M13-BAY35-SATA



DEWE2-M13 and DEWE-TFT19-RM Rack-mounting 19" display


ACCESSORIES	
DEWE-TFT24-DT	24" desktop TFT monitor with resolution of 1920 x 1200
DEWE-TFT19-RM	Rack-mounting 9U industrial grade 19" display with resolution of 1280 x 1024

DEWE2-F4s / F7s / F13s

- 4 or 7 slots for TRION™ series modules
- PCI Express data link
- 120 MB/s data transfer rate



	DEWE2-F4s	DEWE2-F7s	DEWE2-F13s
Slots for TRION™ modules	4	7	13
Quasi-static channel expansion	CPAD via TRION-CAN (no EPAD)		
Main system ¹⁾			
Main frame bandwidth	120 MB/sec		
Upstream interface (to host)	PCI Express X1, 250 MB/s		
Power supply	100 to 240 V _{AC}		
Dimensions (W x D x H) without feet	177 x 230 x 177mm (4 u) (7 x 9.1 x 7 in.)	258 x 230 x 177 mm (4 u) (10.2 x 9.1 x 7 in.)	441 x 230 x 177 mm (4 u) (17.4 x 9.1 x 7 in.)
Weight	Typ. 3.9 kg (8.6 lb.)	Typ. 4.9 kg (10.8 lb.)	Typ. 8 kg (17.6 lb.)
Power consumption without mod.	Typ. 25 W	Typ. 25 W	Typ. 25 W
Environmental specifications			
Operating temperature	0 to +50 °C, down to -20 °C with prewarmed unit		
Storage temperature	-20 to +70 °C		
Humidity	10 to 80 % non cond., 5 to 95 % rel. humidity		
Sine vibration (EN 60068-2-6)	Acceleration 20 m/s ² , Freq. 10 Hz - 150 Hz, Sweep 1 oct/min, 20 cycles		
Shock (EN 60028-2-27)	Acceleration 30 g, duration 11ms, pulse form half sine, 3 pumps/direction, 6 directions		Acceleration 15 g
Random vibration (EN 60721-3-2)	Class 2M3 (spectral acceleration density 3 m ² /s ³ , frequency range 10 Hz-200 Hz, duration 30 min/direction)		Class 2M2 (spectral acceleration density 1 m ² /s ³ , Frequency range 10 Hz-200 Hz, duration 30 min/direction)
¹⁾ Please find current specifications in the latest price list			



SYSTEM OPTIONS				
	F4s	F7s	F13s	
DW2-PS-DC-150	✓	✓		Isolated power supply 9 to 36 VDC, 150 W, 2 m Power supply cable to cigarette lighter Including external 115 / 230 VAC adaptor
DW2-PS-DC-250			✓	Isolated power supply 9 to 36 VDC, 250 W, 2 m Power supply cable to cigarette lighter Including external 115 / 230 VAC adaptor
DW2-PS-AC-RED			✓	Redundant 115 / 230 VAC power supply
DW2-F13s-MK			✓	19" mounting kit for the DEWE2-F13s, 4U
DW2-LINK-PCIE-2-S	✓	✓		Extended interfaces to enable daisy-chaining. 2 PCIe 1X interfaces and 2 SYNC interfaces. Please order synchronization cable DW2-CBL-SYNC-xx separately!
DW2-SYNC		✓	✓	Adds 2 TRION-SYNC-BUS interfaces. Please order synchronization cable DW2-CBL-SYNC-xx separately
DW2-CBL-SYNC-03		✓	✓	DEWE2 SYNC-cable with RJ45 plugs, 3 m
DW2-CBL-SYNC-07		✓	✓	DEWE2 SYNC-cable with RJ45 plugs, 7 m

UPGRADES	
LINK-HOST-UP-EX34-PCIE	Changes the standard ExpressCard-34 to a PCI Express 1X host card
LINK-HOST-PCIE	Additional PCI Express 1X host card, needs a free PCI Express slot in host unit
LINK-HOST-EX34	Additional ExpressCard-34 host card, for laptop with ExpressCard-34 slot



DEWE2-F7s with option DW2-LINK-PCIE-2-S



DEWE2-F13s with option DW2-LINK-PCIE-2-S



DEWE2-F13s with option DW2-PS-AC-RED



LINK-HOST-EX34 ExpressCard-34 host card



LINK-HOST-PCIE ExpressCard-34 host card



DEWE2-F7s with option DW2-PS-DC-150



DEWE2-F13s with option DW2-F13x-MK

ACCESSORIES	
DW2-CBL-POW-B-2	Power supply cable 2 m to two male banana plugs. 2 male banana plugs to DC power supply input of DEWE2 system. Applicable to DEWE2-A4, DEWE2-M4, DEWE2-M4s, DEWE2-M7s and DEWE2-F4s / -F7s with option DW2-PS-DC
DW2-UPS-150-DC	External 130 W UPS and multi-battery charger with isolated 9 .. 36 V _{DC} input range. 2 slots for BAT-95WH batteries, 2 batteries included, cable set included. Longer cables for flexibe use of DW2-UPS-150-DC optionally available
DW2-UPS-150-DC-CBL-2	2 m RS-232 cable and DC power cable (terminated with Lemo FGJ.2B.303)
BAT-95WH	Lithium-Ion battery, 14.4 V, 95 Wh, max. 8 A
DEWE-UPS-300-DC	External 300 W UPS and multi-battery charger with isolated 10 .. 36 VDC input range for powering systems with wide range DC input, output of DEWE-UPS-300-DC is 12 .. 16 VDC when running from batteries and 24 VDC when powered from DC, 4 slots for BAT-95WH batteries, 2 batteries included
BAT-CHARGER-1	Desktop battery charger for 1 battery, incl. external AC adaptor
BAT-CHARGER-4	Desktop battery charger for 4 batteries, incl. external AC adaptor
DE-POWERBOX-12	Power distribution box with 12 connectors for DC power with voltage meter Input via 5 m connection cable 2x 10 mm ² with 50 A fuse, terminated with 2 ring tongues, 2nd input for a buffer battery (from customer) to achieve UPS function Outputs: 1x Lemo EGG.3B.302 socket, 1 pair of high-current banana sockets, 2 cigarette lighter sockets, 2x Lemo EGG.2B.302 sockets, 2x Lemo EGG.1B.302 sockets, 4 pairs of banana sockets



BAT-CHARGER-1



BAT-CHARGER-4



DW2-UPS-150-DC, 130 W UPS with 2 slots for batteries



DEWE-UPS-300-DC 300 W UPS with 4 slots for batteries

DEWE2-F18

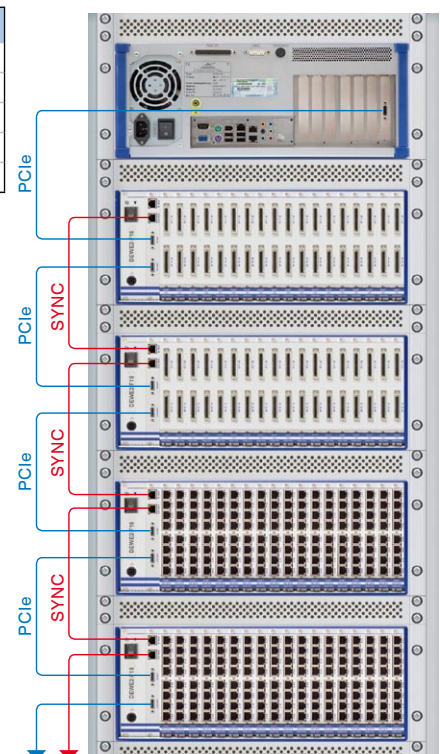
- 18 slots for TRION™ series modules
- PCI Express data link
- 120 MB/s data transfer rate
- 19" rack-mountable or benchtop use



DEWE2-F18	
Slots for TRION™ modules	18
Quasi-static channel expansion	CPAD via TRION-CAN (no EPAD)
Main system ¹⁾	
Main frame bandwidth	120 MB/sec
Upstream interface (to host)	PCI Express X1, 250 MB/s
Downstream interface	PCI Express X1, 250 MB/s
Power supply	95 to 260 V _{AC}
Dimensions (W x D x H) without feet	441 x 427 x 177 mm (4 u) (17.4 x 16.8 x 7 in.)
Weight	Typ. 12.0 kg (26.4 lb.)
Power consumption without modules	Typ. 25 W
Environmental specifications	
Operating temperature	0 to +50 °C, down to -20 °C with prewarmed unit
Storage temperature	-20 to +70 °C
Humidity	10 to 80 % non cond., 5 to 95 % rel. humidity
Sine vibration (EN 60068-2-6)	Acceleration 20 m/s ² , Freq. 10 Hz - 150 Hz, Sweep 1 oct/min, 20 cycles
Shock (EN 60028-2-27)	Acceleration 15 g, pulse length 11ms, pulse form half sine, 3 moves/direction, 6 directions
Random vibration (EN 60721-3-2)	Class 2M2 (spectral acceleration density 1 m ² /s ³ , Frequency range 10 Hz-200 Hz, duration 30 min/direction)

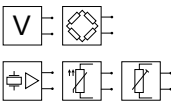
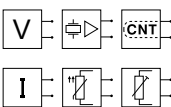




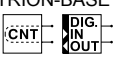

¹⁾ Please find current specifications in the latest price list

SYSTEM OPTIONS	
DW2-PS-AC-RED	Redundant 115 / 230 VAC power supply for a DEWE2 system
DW2-F18-MK	19" mounting kit for the DEWE2-F18, 4U
DW2-CBL-SYNC-03	DEWE2 SYNC-cable with RJ45 plugs, 3 m
DW2-CBL-SYNC-07	DEWE2 SYNC-cable with RJ45 plugs, 7 m
LINK-HOST-UP-EX34-PCIE	Changes the standard ExpressCard-34 to a PCI Express 1X host card





TRION™ series modules

Model	Channels	Input type	Sample rate	Resolution
TRION-2402-dSTG 	8 (with RJ-45) 6 (with LEMO 1B)	AC/DC coupled inputs with 4 selectable high pass filters Voltage: up to ±10 V, single ended/differential Bridge: full/half/quarter and piezoresistive bridge, incl. shunt calibration IEPE: 4 mA fixed excitation current Temperature: Pt100 to Pt 2000 Potentiometer, resistance: 10 Ω to 30 kΩ	204.8 kS/s per channel	24 bit
TRION-2402-dACC 	8 (with SMB) 6 (with BNC) 6 (with LEMO 1B)	Voltage: up to ±200 V, single ended/differential, AC/DC coupling Current: with external shunt resistor IEPE: programmable excitation current 10 µA to 24 mA, 4 HP filters Temperature: 2-wire Pt100 to Pt 2000, KTY Resistance: 10 Ω to 1 MΩ Counter: AI 1 and AI 2 are internally connected to SuperCounters™ with programmable threshold levels to support any signal waveform	204.8 kS/s per channel	24 bit
TRION-2402-HV 	4 or 8	Voltage: up to ±1200 V, isolated inputs Current: with external shunt resistor	204.8 kS/s per channel	24 bit
TRION-CAN 	2 or 4	Isolated high speed CAN 2.0B, up to 1 Mbit/s with programmable termination supports OBDII, J1939, CAN output	n/a	n/a
TRION-CNT 	6 CNT / 18 DI	SuperCounter™ inputs with galvanic isolation, 32 bit, 80 MHz Support sensor mode, event counting and waveform timing Differential counter inputs with ±100 V input range AC/DC coupling and programmable threshold levels from 0 to 50 V to support any signal waveform Each counter input can be selected to be 3 digital inputs	204.8 kS/s per channel	80 MHz
TRION-DIO-4800 	48 DI	48 digital inputs with galvanic isolation, Low level: $U_{IN} < 1.8 V$ High level: $U_{IN} < 3.2 V$ Max input level: 35 V continuous (65 V peak)	204.8 kS/s per channel	80 MHz
TRION-BASE 	8 DIO and 8 DI, 2 CNT, 1 SYNC, 1 AUX	8 digital I/Os, 8 digital inputs and 2 SuperCounters™: TTL level with 30 V over-voltage protection 1 auxiliary programmable input, by default set to camera trigger 1 isolated synchronisation interface to connect another system	204.8 kS/s per channel	80 MHz
TRION-TIMING 	1 IRIG In / Out 8 DIO, 1 CNT 2 SYNC, 1 AUX	Timing: Isolated IRIG input and output Synchronization: 2 SYNC interfaces 8 digital I/Os, 1 SuperCounter™: TTL level with 30 V overvoltage protection 1 auxiliary programmable input, by default set to camera trigger	204.8 kS/s per channel	80 MHz

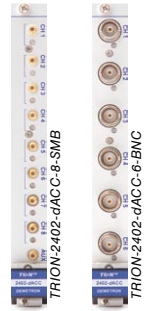
TRION-2402-dACC

- Sampling:
- Input types:

- Additional feature:

Differential multi-function input module

24 bit; 204.8 kS/s per channel
 Voltage ranges from ±30 mV to ±200 V
 IEPE
 Resistance
 Current (using external shunt)
 AUX socket



TRION-dACC specifications					
Input channels	8 using SMB sockets (TRION-2402-dACC-8-SMB) 6 using BNC sockets (TRION-2402-dACC-6-BNC)				
AUX socket (SMB version)	Selectable: Camera trigger, external trigger, CAL-port				
Sampling rate	204.8 kS/s per channel				
Resolution	24 bit				
Input ranges					
Voltage	±30, ±100, ±300 mV, ±1, ±3 V, ±10 V, ±30 V, ±100 V, ±200 V				
IEPE	±100, 300 mV, 1 V, 3 V, 10 V				
Resistance	10, 30, 100, 300 Ω, 1, 3, 10, 30, 100, 300, 1000 kΩ				
Current	Depending on external Shunt				
Voltage input accuracy	±0.02 % of reading ± 0.02 % of range ±200 μV				
Gain drift	typical 10 ppm/°C max. 20 ppm/°C				
Offset drift	typical 0.3 μV/°C + 10 ppm of range, max 15 μV/°C + 20 ppm of range				
linearity	typical 0.01 %				
Input impedance	10 MΩ				
Input bias current	< 1 nA				
Input configuration	Single ended or differential (programmable)				
Input coupling	DC, AC (0.16 Hz, 0.5 Hz, 3.4 Hz, 10 Hz)				
Sensor fault detection for IEPE	short circuit and open sensor detection with LED indication				
Excitation current	0.1 to 24 mA _{DC} (programmable, 16 Bit DAC, 2 Ranges)				
Accuracy	0.05% ±2 μA				
Drift	15 ppm/°C				
Compliance voltage	23 V				
Output impedance	>10 MΩ				
Supported sensors	IEPE (up to 24 mA excitation) Resistance Resistance Temperature Detection: Pt100, Pt200, Pt500, Pt1000, Pt2000				
Counter Channels	2 Counter channels, linked to analog input Channel 1 and Channel 2				
Counter modes	Event counting; Periode; Frequency; Pulsewidth; Dutycycle				
Trigger Level	Trigger and retrigger level free programmable within analog input range				
Typical SNR	Range	100 mV	1 V	10 V	100 V
	100 S/s ≤ fs ≤ 1 kS/s	97 dB	111 dB	112 dB	112 dB
	10 kS/s < fs ≤ 102.4 kS/s	87 dB	104 dB	107 dB	104 dB
	102.4 kS/s < f ≤ 200 kS/s	80 dB	81 dB	81 dB	81 dB
Spurious free dynamic range	Range	10 mV	100 mV	1 V	10 V
	100 S/s ≤ fs ≤ 1 kS/s	124 dB	139 dB	140 dB	139 dB
	10 kS/s < fs ≤ 102.4 kS/s	118 dB	134 dB	134 dB	134 dB
	102.4 kS/s < f ≤ 200 kS/s	116 dB* / 110 dB	131 dB* / 112 dB	132 dB* / 110 dB	131 dB* / 112 dB
Typical CMRR	≤10V Range	100 dB @ 50 Hz	100 dB @ 1 kHz		
	>10 to 200 V Range	90 dB @ 50 Hz	70 dB @ 1 KHz		
Low pass Filter (-3 dB, digital)	10 Hz, 30 Hz, 100 Hz, 300 Hz, 1 kHz, 3 kHz, 10 kHz, 30 kHz, Off				
Characteristic	Bessel or Butterworth				
Filter order	2 nd , 4 th , 6 th , 8 th				
Analog anti aliasing filter	2 nd order Bessel, automatically set by sample rate				
Sample rate ≤ 1kS/s	2.5 kHz (-3 dB), 1.5 kHz (-1 dB)				
Sample rate ≤ 10kS/s	25 kHz (-3 dB), 15 kHz (-1 dB)				
Sample rate > 10kS/s	250 kHz (-3 dB), 150 kHz (-1 dB)				
Bandwidth (-3 dB digital filter)					
1 kS/s ≤ fs ≤ 51.2 kS/s	0.494 fs				
51.2 kS/s < fs ≤ 102.4 kS/s	0.49 fs				
102.4 kS/s < fs ≤ 204.8 kS/s	0.38 fs				
Crosstalk fin 1 kHz [10 kHz]	120 dB [105 dB]				
Inter channel phase mismatch	0.02° * fin (kHz) + 0.08°				
Common mode voltage	±200 V _{DC} (input range > 10 V), ±12 V _{DC} (input range ≤ 10 V)				
Over voltage protection	±100 V _{DC} (200 V peak) input to GND				
Supported TEDS chips	DS2406, DS2430A, DS2431, DS2432, DS2433				
Power consumption	Typ 10 W + excitation power				
Weight	Appr. 213 g (SMB version), appr.272 g (BNC version)				

* below 0.22 fs

TRION-2402-dSTG Differential universal input module

- **Sampling:** 24 bit; 204.8 kS/s per channel
- **Input types:** Voltage up to ±10 V
Strain gauge, bridge sensor, piezoresistive bridge
IEPE
RTD; Pt100 to Pt2000
Resistance, potentiometer



NEW

DEWE2

Dedicated Instruments

Instruments

Front-ends

Signal Conditioning

Components


Software

TRION-dSTG specifications																					
Input channels	8 using RJ-45 sockets (TRION-2402-dSTG-8-RJ) 6 using LEMO 1B sockets (TRION-2402-dSTG-6-LEMO)																				
Sampling rate	204.8 kS/s per channel																				
Resolution	24 bit																				
Input ranges																					
Voltage	±10, 30, 100, 300 mV, 1 V, 3 V, 10 V																				
Bridge	1, 3, 10, 30, 100, 300, 1000 mV/V or mV/mA																				
IEPE	±100, 300 mV, 1V, 3V, 10V																				
Resistance	10, 30, 100, 300 Ω, 1, 3, 10, 30 kΩ																				
Current	Depending on external Shunt																				
Voltage input accuracy	±0.02 % of reading ± 0.02 % of range ±20 μV																				
Gain drift	typical 10 ppm/°C max. 20 ppm/°C																				
Offset drift	typical 0.3 μV/°C+ 10 ppm of range, max 2 μV/°C + 20 ppm of range																				
linearity	typical 0.01 %																				
Input impedance	10 MΩ																				
Input bias current	< 1 nA																				
Input configuration	Single ended or differential (programmable)																				
Input coupling	DC, AC (0.16 Hz, 0.5 Hz, 3.4 Hz, 10 Hz)																				
Excitation voltage	0 to 13.5 V _{DC} (programmable, 16 Bit DAC), 100 mA max. current, max 8 W per module																				
Accuracy	±0.03 % ±1 mV																				
Drift	±10 ppm/K ±50 μV/K																				
Current limit	100 mA																				
Protection	Continuous short to ground																				
Excitation current	0.2 to 25 mA _{DC} (programmable, 16 Bit DAC)																				
Accuracy	0.05% ±2 μA																				
Drift	15 ppm/°C																				
Compliance voltage	10 V																				
Output impedance	>10 MΩ																				
IEPE Excitation	4 mA ±10 %																				
Compliance voltage	22 V																				
Supported sensors	4- or 6-wire full bridge 3- or 5-wire ½ bridge with internal completion (software programmable) 3- or 4-wire ¼ bridge with internal resistor for 120 and 350 Ω (software programmable) 4-wire full bridge with constant current excitation (piezoresistive bridge sensors) Potentiometric; Resistance Resistance Temperature Detection: Pt100, Pt200, Pt500, Pt1000, Pt2000 IEPE (fixed 4 mA excitation)																				
Bridge resistance	80 Ω to 10 kΩ @ ≤ 5 V _{DC} excitation																				
Shunt calibration	Two internal shunt resistors 50 kΩ and 100 kΩ																				
Shunt and completion resistor accuracy	0.05 % ±15 ppm/K																				
Automatic bridge balance	±250 % of Range																				
Typical SNR	<table border="1"> <thead> <tr> <th>Range</th> <th>10 mV</th> <th>100 mV</th> <th>1 V</th> <th>10 V</th> </tr> </thead> <tbody> <tr> <td>100 S/s ≤ fs ≤ 1 kS/s</td> <td>82 dB</td> <td>101 dB</td> <td>111 dB</td> <td>112 dB</td> </tr> <tr> <td>10 kS/s < fs ≤ 102.4 kS/s</td> <td>72 dB</td> <td>92 dB</td> <td>104 dB</td> <td>107 dB</td> </tr> <tr> <td>102.4 kS/s < f ≤ 200 kS/s</td> <td>69 dB</td> <td>80 dB</td> <td>81 dB</td> <td>81 dB</td> </tr> </tbody> </table>	Range	10 mV	100 mV	1 V	10 V	100 S/s ≤ fs ≤ 1 kS/s	82 dB	101 dB	111 dB	112 dB	10 kS/s < fs ≤ 102.4 kS/s	72 dB	92 dB	104 dB	107 dB	102.4 kS/s < f ≤ 200 kS/s	69 dB	80 dB	81 dB	81 dB
Range	10 mV	100 mV	1 V	10 V																	
100 S/s ≤ fs ≤ 1 kS/s	82 dB	101 dB	111 dB	112 dB																	
10 kS/s < fs ≤ 102.4 kS/s	72 dB	92 dB	104 dB	107 dB																	
102.4 kS/s < f ≤ 200 kS/s	69 dB	80 dB	81 dB	81 dB																	
Spurious free dynamic range	<table border="1"> <thead> <tr> <th>Range</th> <th>10 mV</th> <th>100 mV</th> <th>1 V</th> <th>10 V</th> </tr> </thead> <tbody> <tr> <td>100 S/s ≤ fs ≤ 1 kS/s</td> <td>108 dB</td> <td>128 dB</td> <td>141 dB</td> <td>141 dB</td> </tr> <tr> <td>10 kS/s < fs ≤ 102.4 kS/s</td> <td>103 dB</td> <td>123 dB</td> <td>134 dB</td> <td>136 dB</td> </tr> <tr> <td>102.4 kS/s < f ≤ 200 kS/s</td> <td>99 dB</td> <td>120 dB* / 106 dB</td> <td>133 dB* / 106 dB</td> <td>135 dB* / 106 dB</td> </tr> </tbody> </table>	Range	10 mV	100 mV	1 V	10 V	100 S/s ≤ fs ≤ 1 kS/s	108 dB	128 dB	141 dB	141 dB	10 kS/s < fs ≤ 102.4 kS/s	103 dB	123 dB	134 dB	136 dB	102.4 kS/s < f ≤ 200 kS/s	99 dB	120 dB* / 106 dB	133 dB* / 106 dB	135 dB* / 106 dB
Range	10 mV	100 mV	1 V	10 V																	
100 S/s ≤ fs ≤ 1 kS/s	108 dB	128 dB	141 dB	141 dB																	
10 kS/s < fs ≤ 102.4 kS/s	103 dB	123 dB	134 dB	136 dB																	
102.4 kS/s < f ≤ 200 kS/s	99 dB	120 dB* / 106 dB	133 dB* / 106 dB	135 dB* / 106 dB																	
Typical CMRR	90 dB @ 1 KHz 80 dB @ 10 KHz																				
Low pass Filter (-3 dB, digital)	10 Hz, 30 Hz, 100 Hz, 300 Hz, 1 kHz, 3 kHz, 10 kHz, 30 kHz, Off																				
Characteristic	Bessel or Butterworth																				
Filter order	2 nd , 4 th , 6 th , 8 th																				
Analog anti aliasing filter	2 nd order Bessel, automatically set by sample rate																				
Sample rate ≤ 1k S/s	2.5 kHz (-3 dB), 1.5 kHz (-1 dB)																				
Sample rate ≤ 10 kS/s	25 kHz (-3 dB), 15 kHz (-1 dB)																				
Sample rate > 10kS/s	250 kHz (-3 dB), 150 kHz (-1 dB)																				
Bandwidth (-3 dB digital filter)																					
1 kS/s ≤ fs ≤ 51.2 kS/s	0.494 fs																				
51.2 kS/s < fs ≤ 102.4 kS/s	0.49 fs																				
102.4 kS/s < fs ≤ 204.8 kS/s	0.38 fs																				
Crosstalk fin 1 kHz [10 kHz]	120 dB [105 dB]																				
Inter channel phase mismatch	0.02° * fin (kHz) + 0.08°																				
Common mode voltage	±120 V _{DC}																				
Over voltage protection	±100 V _{DC} (200 V peak) input to GND																				
Supported TEDS chips	DS2406, DS2430A, DS2431, DS2432, DS2433																				
Power consumption	Typ 10 W + excitation power																				
Weight	Appr. 203 g (RJ45 version), appr. 250 g (LEMO version)																				
* below 0.22 fs																					

TRION-2402-HV

Isolated wide range voltage module

- Sampling: 24 bit; 204.8 kS/s per channel
- Input types: Voltage ranges from ± 0.3 V to ± 1200 V
Current



TRION-2402-HV specifications					
Input channels	4 (TRION-2402-HV-4-B) 8 (TRION-2402-HV-8-B)				
Sampling rate	204.8 kS/s per channel				
Resolution	24 bit				
Input ranges					
Voltage	± 0.3 V, ± 1 V, ± 3 V, ± 10 V, ± 30 V, ± 100 V, ± 400 V and ± 1200 V				
Current	Depending on external Shunt				
Voltage input accuracy	Range > 10 V	± 0.02 % of reading ± 0.02 % of range ± 3 mV			
	Range ≤ 10 V	± 0.02 % of reading ± 0.02 % of range ± 200 μ V			
Offset drift	Range > 10 V	typical 10 μ V/ $^{\circ}$ C + 10 ppm of range, max 500 μ V/ $^{\circ}$ C + 20 ppm of range			
	Range ≤ 10 V	typical 0.3 μ V/ $^{\circ}$ C + 10 ppm of range, max 15 μ V/ $^{\circ}$ C + 20 ppm of range			
Gain drift	typical 10 ppm/ $^{\circ}$ C max. 20 ppm/ $^{\circ}$ C				
Linearity	typical 0.01 %				
Input impedance	Range > 10 V	10 M Ω			
	Range ≤ 10 V	5 M Ω			
Input bias current	< 100 pA				
Input coupling	DC				
Input configuration	isolated				
Typical SNR	Range	1 V	10 V	100 V	1200 V
	100 S/s \leq fs \leq 1 kS/s	113 dB	115 dB	113 dB	115 dB
	10 kS/s < fs \leq 102.4 kS/s	106 dB	109 dB	106 dB	109 dB
	102.4 kS/s < f \leq 200 kS/s	81 dB	81 dB	81 dB	81 dB
Spurious free dynamic range	Range	1 V	10 V	100 V	1200 V
	100 S/s \leq fs \leq 1 kS/s	139 dB	140 dB	139 dB	140 dB
	10 kS/s < fs \leq 102.4 kS/s	134 dB	134 dB	134 dB	134 dB
	102.4 kS/s < f \leq 200 kS/s	132 dB* / 110 dB	131 dB* / 112 dB	132 dB* / 110 dB	131 dB* / 112 dB
Typical CMRR	≤ 10 V Range	100 dB @ 50 Hz	100 dB @ 1 kHz		
	>10 V Range	90 dB @ 50 Hz	60 dB @ 1 KHz		
Low pass Filter (-3 dB, digital)	10 Hz, 30 Hz, 100 Hz, 300 Hz, 1 kHz, 3 kHz, 10 kHz, 30 kHz, Off				
Characteristic	Bessel or Butterworth				
Filter order	2nd , 4th, 6th, 8th				
Analog anti aliasing filter	2nd order Bessel, automatically set by sample rate				
Sample rate \leq 1kS/s	2.5 kHz (-3 dB), 1.5 kHz (-1 dB)				
Sample rate \leq 10kS/s	25 kHz (-3 dB), 15 kHz (-1 dB)				
Sample rate > 10kS/s	250 kHz (-3 dB), 150 kHz (-1 dB)				
Bandwidth (-3 dB digital filter)					
1 kS/s \leq fs \leq 51.2 kS/s	0.494 fs				
51.2 kS/s < fs \leq 102.4 kS/s	0.49 fs				
102.4 kS/s < fs \leq 204.8 kS/s	0.38 fs				
Crosstalk fin 1 kHz [10 kHz]	110 dB [95 dB]				
Inter channel phase mismatch	0.02° * fin (kHz) + 0.08°				
Over voltage protection	Range > 10 V	± 2000 V _{DC} (3000 V peak) between inputs, channel to channel and channel to GND			
	Range ≤ 10 V	± 1000 V _{DC} (1500 V peak) between inputs, channel to channel and channel to GND			
Power consumption	Typ 6 W for 4 channels (10 W for 8 channels)				
Weight	Appr. 270 g (4 ch version), appr. 400 g (8 ch version)				
* below 0.22 fs					

Options for TRION™ analog input modules

TRION cables				
	Connector	Termination	Length	TRION modules
TRION-CBL-RJOE-05-00	RJ45	open end	5 m	TRION-x-dSTG-x-RJ
TRION-CBL-RJD9-01-00	RJ45	DSUB-9 socket (DAQP-STG/MDAQ-STG compatible)	1 m	TRION-x-dSTG-x-RJ
TRION-CBL-L8OE-05-00	LEMO 1B.308	open end	5 m	TRION-x-dSTG-x-LEMO
TRION-CBL-L8D9-01-00	LEMO 1B.308	DSUB-9 socket (DAQP-STG/MDAQ-STG compatible)	1 m	TRION-x-dSTG-x-LEMO
LEMO-FGG.1B.308.CLAD52Z	LEMO 1B.308	mating connector, for cable diameter 4.1 to 5.0 mm	-	TRION-x-dSTG-x-LEMO
TRION-CBL-SMOE-05-00	SMB	open end	5 m	TRION-x-dACC-x-SMB
TRION-CBL-SMBN-01-00	SMB	BNC cable socket	1 m	TRION-x-dACC-x-SMB

NEW
DEWE2

Dedicated Instruments


Instruments

Front-ends

Signal Conditioning

Components

Software



Shunt1
(not compatible with HV-4 modules)

Shunt4

Shunt5


Shunts	
DAQ-SHUNT1	„20 mA shunt adaptor (50 Ohm, ±0.1 %, 1 W); Fitting into 4 mm banana jacks with 19 mm distance Not compatible with TRION-x-HV-4-B“
DAQ-SHUNT4	„5 A shunt box (100 mOhm, ±0.1%, <10ppm); Current input via 2 safety banana jacks, output 2x 0.3 m cable with banana plugs“
DAQ-SHUNT5	„5 A shunt box (100 mOhm, ±0.1%, <10ppm); Current input via 2 safety banana jacks, output via 2 safety banana jacks“

TRION-CAN

- Input types

Isolated high speed CAN interface

High speed, (low speed and single wire with optional converter)
Listen only and programmable termination
Direct interface to CPAD2 module series



TRION-CAN specifications	
Input channels	2 with DSUB 9 connector (TRION-CAN-2-D) 4 with DSUB 9 connector (TRION-CAN-4-D)
Specification	CAN 2.0B
Physical layer	High Speed, (low speed and single wire with optional converter)
Listen only mode	Supported
Termination	Programmable: High Impedance or 100 Ω
Galvanic isolation	500 V _{DC}
Bus pin fault protection	±36 V
CAN Transceiver	SNHVD235
Sensor power supply (per module)	5 V (600 mA) and 12 V (600 mA)
Power consumption	Typ. 5 W + excitation power
Weight	Appr. 190 g

TRION-CNT

- Sampling

- Input types

Isolated SuperCounter™ module

80 MHz time base
204.8 kS/s per channel
Event, waveform timing and sensor mode
Programmable threshold and AC/DC coupling for ideal signal adaption



TRION-CNT specifications	
Input channels	6 counters or 18 digital inputs (TRION-CNT-6-LEMO)
Counter modes	
Event counting	Basic event counting, gated counting, up/down counting and encoder mode (X1, X2 and X4)
Waveform timing	Period, frequency, pulse width duty cycle and edge separation
Sensor modes	Encoder (angle and linear), Gear tooth with/without zero, gear tooth with missing/double teeth
Input signal characteristic	
Compatibility	Adjustable trigger levels
Configuration	isolation (±500 V _{DC}) for each input channel
Input coupling	DC and AC (1Hz) AC for input A only
Input impedance (ground referenced)	1 MΩ / 5 pF
Bandwidth (-3dB)	5 MHz
Trigger adjustment range	0 to 50 V
Trigger resolution	12 mV
Trigger level accuracy	±20 mV ±1% of threshold/retrigger level
Overvoltage protection	±100 V continuous
Max. DC level @AC coupling	±50 V continuous
Counter resolution	32-bit
Counter time base	80 MHz
Time base accuracy	typ. 10 ppm (defined by the backplane)
Maximum input frequency	10 MHz
Sensor power supply (per module)	5 V (600 mA) and 12 V (600 mA), not isolated
Power consumption	Typ. 5 W + excitation power
Weight	Appr. 236 g

TRION-DIO-4800 *Isolated digital input module*

- **Number of channels:** 48 isolated digital inputs (TRION-DIO-4800)
- **Sampling:** 204.8 kS/s per channel



TRION-DIO-4800 specifications	
Input channels	48 isolated digital inputs (TRION-DIO-4800)
Input modes	digital input (discrete)
Input signal characteristic	
Compatibility	CMOS
Configuration	Isolated input
Input low level	$U_{IN} < 1.8 \text{ V}$
Input high level	$U_{IN} > 3.2 \text{ V}$
Input high current @ 5 V UIN	< 3.5 mA
Input high current @ 30 V UIN	< 7 mA
Propagation delay	< 160 nsec
Bandwidth	3 MHz
Overvoltage protection	35 V continuous (65 V peak)
Isolation voltage (channel to channel)	100 V
Isolation voltage (input to output)	250 V
Input connector	2 x 50 pin mini centronics
Sensor power supply (per module)	5 V (600 mA), not isolated
Power consumption	Typ. 5 W + excitation power
Weight	Appr. 190 g



TRION-CB24-B



ADAP-CAN-LS-HS



ADAP-LIN-CAN

Options for TRION™ digital input modules

TRION cables				
	Connector	Termination	Length	TRION modules
TRION-CBL-L7OE-05-00	LEMO 1B.307	open end	5 m	TRION-BASE, TRION-CNT-6-LEMO
TRION-CBL-D9OE-05-00	DSUB-9	open end	5 m	TRION-CAN-x-D
TRION-CBL-CAMTRG-04-00	SMB	To synchronize a DEWE-CAM-FW-70 via an AUX socket of TRION modules	4 m	TRION-BASE, TRION-TIMING
TRION-CB24-B	Mini-Centronics	24 channel break-out box with 4 mm banana jacks 1 m cable, terminated with 50-pin mini-centronics plug (two boxes needed for all 48 inputs)	1 m	TRION-DIO-4800
TRION-CB24-SC	Centronics	24 channel screw-terminal block, unshielded 1 m cable, terminated with 50-pin mini-centronics plug For TRION-DIO-4800 (two blocks needed for all 48 inputs)	1 m	TRION-DIO-4800
ADAP-CAN-LS-HS	DSUB-9	DSUB-9, Adaptor from low-speed CAN to high-speed CAN	5 cm	TRION-CAN
ADAP-LIN-CAN	DSUB-9	DSUB-9, Isolated LIN to CAN adaptor. Requests data from LIN as a LIN-master and outputs the data to CAN	9 cm	TRION-CAN
DW2-SYNC-CBL-3	RJ45	RJ45	3 m	TRION-BASE, TRION-TIMING

TRION-TIMING

Timing and synchronization module

- **Timing:** Isolated IRIG input and output
- **Synchronization:** 2 SYNC interface
- **Additional features:** 8x DIO, 1x counter, 1x AUX



TRION-TIMING specifications	
Input sources	IRIG code A or B; AM, DC or TTL
Output signals	IRIG code B, DC
Input specification	
Compatibility (AM code)	0.5 V _{p-p} to 10 V _{p-p}
Ratio (AM code)	3:1 ±10 %
Compatibility (DC code)	DC level shift TTL / CMOS compatible
Compatibility (TTL Code)	TTL
Impedance	20 kΩ
Output specification	
Compatibility (DC code)	TTL, 20 mA
Adjustment range	±150 ppm
Clock accuracy IRIG locked	without drift
Clock accuracy IRIG unlocked	< 1 ppm (opt. 5 ppb)
Maximum cable length	1000 m, cable length delay compensation available
Connector	BNC socket
Isolation voltage	350 V _{DC}
Sync specifications	
Input sources	Trion™ Sync-Bus (RJ-45 with RefClk, AcquisitionClk, AcquisitionSync)
Output signals	Trion™ Sync-Bus (RJ-45 with RefClk, AcquisitionClk, AcquisitionSync)
Compatibility	LVDS (Low Voltage Differential Signal)
Sync delay	< 10 nsec
Maximum cable length	50 m (standard CAT 6 Ethernet cable)
Connector	2 x RJ-45 socket (1 output, 1 programmable input/output)
Digital I/O specifications	
Number of channels	8
Compatibility (input)	CMOS/TTL
Compatibility (output)	TTL, 20 mA
Overvoltage protection	±30 V
Connector	SUB-D-15 socket
Counter specifications	
Number of channels	1
Counter modes	
Event counting	Basic event counting, gated counting, up/down counting and encoder mode (X1, X2 and X4)
Waveform timing	Period, frequency, pulse width, duty cycle and edge separation
Sensor modes	Encoder (angle and linear), gear tooth with/without zero, gear tooth with missing/double teeth
Compatibility (input)	CMOS/TTL
Counter resolution	32-bit
Counter time base	80 MHz
Time base accuracy	typ. 10 ppm (defined by the backplane)
Maximum input frequency	10 MHz
Overvoltage protection	±30 V permanent, 50 V peak (for 100 msec)
Sensor power supply	5 V (600 mA) and 12 V (600 mA)
Connector	On same SUB-D-15 socket as Digital I/O
AUX specifications	
Functionality	Camera trigger, trigger input/output, acquisition clock and programmable clock output
Compatibility (input)	LVTTTL
Compatibility (output)	LVTTTL, 10 mA
Overvoltage protection	±20 V
Connector	SMB socket
General specifications	
Power consumption	5 W (without sensor supply)
Temperature Range	0 - 50 °C
Weight	Appr. 240 g