



DTM Distributed Transmitter Monitor

DTM96 Communication Module

The DTM96 functions as an RS232 to RS485 convertor and / or enables (32) DTM modules to be networked together via Modbus. Combined with the DTM-CFG configuration software, the DTM96 truly provides a distributed vibration system. The Modbus interface enables users to remotely monitor, configure, and calibrate the DTMs.

DTM96 Features

- ✓ Direct Modbus RTU interface
- ✓ Optically isolated RS485, RS422, and RS232 communications
- ✓ Communicate with the DTM using your computers RS232 connection
- ✓ Provides galvanic isolation between PC and DTM

Specifications

Electrical

Power Supply: 22-30VDC, 150mA
Galvanic isolation

Modbus: Modbus RTU
RS485 and RS232
Galvanically Isolated

Modbus TCP
RJ45 Ethernet connection
Galvanically Isolated



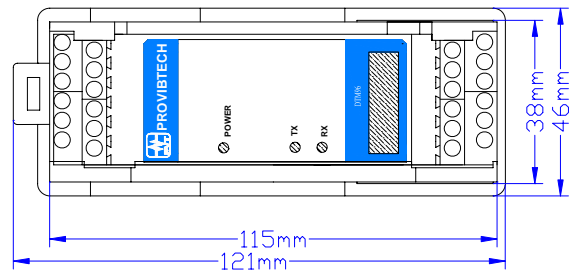
Physical

Dimension:

Height: 75mm (2.95")
see figure below.

Weight: 1.0lb (0.5kg).

Case: Aluminum cast (copper free)



Rail Mounting

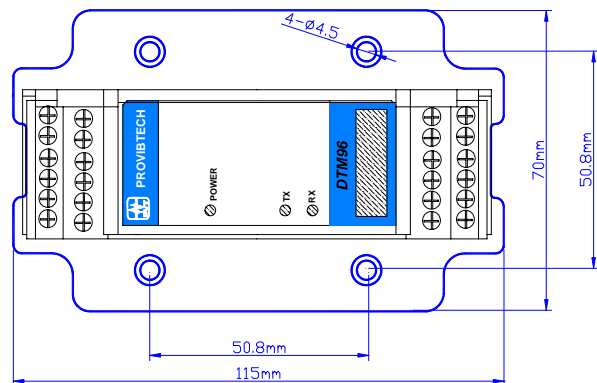


Plate Mounting

Environmental

Temperature:

Operation: -40°C ~ +85°C .

Storage: -50°C ~ +100°C .

Humidity:

90% non-condensing.



DTM Distributed Transmitter Monitor

Certification

CE certified with EMI compliance


CSA: Class I, Div. 2, Grps A, B, C&D, T4

ATEX: II 3G Ex nA II T4

GOST R: 2Ex nA II T4X

Hazardous area

Marking:



ATEX Standards :

EN 60079-0

EN 60079-15

Special condition in hazardous area:

- The ambient temperature range is: $-40^{\circ}\text{C} \leq T_a \leq 70^{\circ}\text{C}$
- DTMs must be placed inside an enclosure that is in accordance with EN 60079-15:2005.
- Provisions must be made externally to prevent the rated voltage from being exceeded by transient disturbances of more than 40 %.

Ordering Information

DTM96-AX-BX-SX

DTM interface module with RS485 and RS232.

AX: Output

A0*: Modbus RS485, RS232, RS422

BX: Mounting

B0*: DIN rail mounting

B1: Plate mounting

SX: Approvals

S0*: CE

S1: CE certified with EMI compliance

CSA: Class I, Div. 2, Grps A, B, C&D, T4

ATEX: II 3G Ex nA II T4

GOST R: 2Ex nA II T4X

* Denotes factory default.

Optional Accessories

TM900

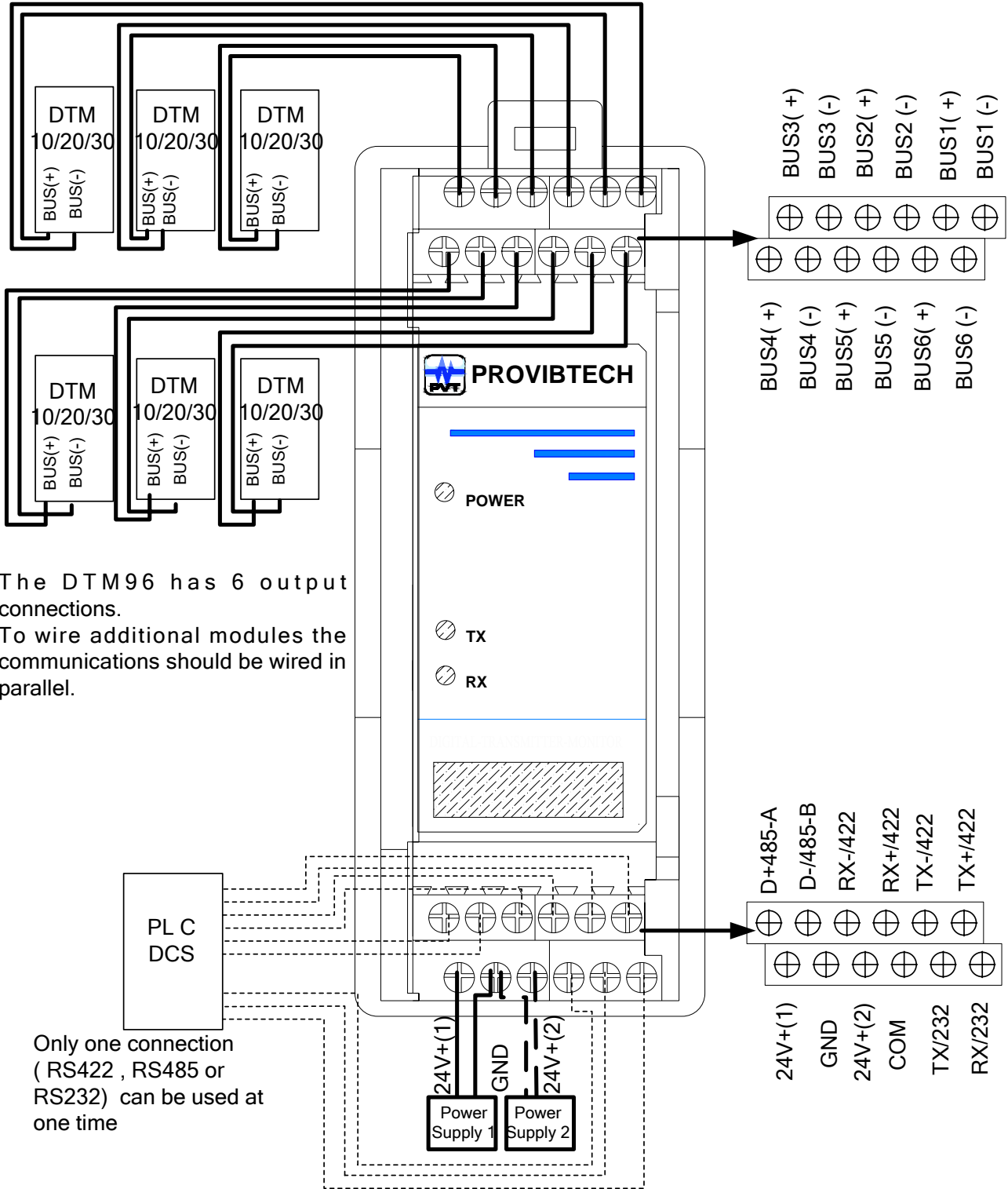
Power converter with isolation. It converts 95-250 VAC into 24VDC and is capable of powering up to five DTM modules.



DTM Distributed Transmitter Monitor

DTM96 System Installation

Installation – field-wiring diagram



The DTM96 has 6 output connections.
To wire additional modules the communications should be wired in parallel.

Only one connection (RS422, RS485 or RS232) can be used at one time